

S40L



MODEL #:	S40L
DIMENSIONS:	78" x 78" x 36"
SEATING:	7 Adults with lounge
DRY WEIGHT:	435 lbs. (+ 69 lbs. with Suite)
WATER CAPACITY:	334 Gallons/1,264 Liters

FEATURES

- 40 Stainless Steel Hydrotherapy Jets
- 2 Air Controls
- LED External Corner Lighting
- LED Illuminated Water Feature
- LED Footwell Light
- 3 FreeComfort Pillows
- In-spa step seat
- Footwell Jets
- Thermal Cover


EQUIPMENT

- User-Friendly, Long Lasting Digital Control
- One 3-HPR** Dual-Speed Jet Pump
- One 2.5-HPR** Single-Speed Jet Pump
- 4Kw Heating System
- 240V Electrical System
- Easy Clean Filtration System
- Optional Ozone Water Management


STRUCTURE

- Solid Unibody Shell
- Full Foam Insulation


SYNCRYLIC™ BODY & CABINET COLOURS




Black Diamond with Black



White Diamond with Black



Mystic Diamond with Black



Sahara Diamond with Coffee

SUITE OPTION AVAILABLE



Extra wide storage steps with planters, secure handrail and handy cover lifter***

* Dimensions may vary +/- .5"
** Denotes High Performance Rated Pumps
*** Only available at time of spa purchase

