

# S30S



<b>MODEL #:</b>	S30S
<b>DIMENSIONS:</b>	78" x 78" x 36"
<b>SEATING:</b>	6 Adults
<b>DRY WEIGHT:</b>	307 lbs. (+ 69 lbs. with Suite)
<b>WATER CAPACITY:</b>	305 Gallons/1,155 Liters

## FEATURES

- 30 Stainless Steel Hydrotherapy Jets
- 2 Air Controls
- LED Exterior Corner Lighting
- LED Illuminated Water Feature
- LED Footwell Light
- 4 FreeComfort Pillows
- In-spa step seat
- Footwell Jets
- Thermal Cover


## EQUIPMENT

- User-Friendly, Long Lasting Digital Control
- One 3-HPR\*\* Dual-Speed Jet Pump
- 1/4Kw Convertible Heating System
- 120V-15A Electrical System / Convertible 240V
- Easy Clean Filtration System
- Optional Ozone Water Management


## STRUCTURE

- Solid Unibody Shell
- Full Foam Insulation


## SYNCRYLIC™ BODY & CABINET COLOURS




Black Diamond with Black



White Diamond with Black



Mystic Diamond with Black



Sahara Diamond with Coffee

## SUITE OPTION AVAILABLE



Extra wide storage steps with planters, secure handrail and handy cover lifter\*\*\*

\* Dimensions may vary +/- .5"  
\*\* Denotes High Performance Rated Pumps  
\*\*\* Only available at time of spa purchase

