

S20S



| | |
|------------------------|---------------------------------|
| MODEL #: | S20S |
| DIMENSIONS: | 78" x 68" x 32" |
| SEATING: | 5 Adults |
| DRY WEIGHT: | 307 lbs. (+ 69 lbs. with Suite) |
| WATER CAPACITY: | 256 Gallons/969 Liters |

FEATURES

- 20 Stainless Steel Hydrotherapy Jets
- 2 Air Controls
- LED External Corner Lighting
- LED Illuminated Water Feature
- LED Footwell Light
- 2 FreeComfort Pillows
- Comfort bench seating
- In-spa step seat
- Footwell Jets
- Thermal Cover


EQUIPMENT

- User-Friendly, Long Lasting Digital Control
- One 2-HPR** Dual-Speed Jet Pump
- 1/4Kw Convertible Heating System
- 120V-15A Electrical System / Convertible 240V
- Easy Clean Filtration System
- Optional Ozone Water Management


STRUCTURE

- Solid Unibody Shell
- Full Foam Insulation


SYNCRYLIC™ BODY & CABINET COLOURS




Black Diamond with Black



White Diamond with Black



Mystic Diamond with Black



Sahara Diamond with Coffee

SUITE OPTION AVAILABLE

Extra wide storage steps with planters, secure handrail and handy cover lifter***



* Dimensions may vary +/- .5"
** Denotes High Performance Rated Pumps
*** Only available at time of spa purchase

